G80 Medium tolerance chain for chain slings

- Material: Alloy steel
- Surface treatment options:
  self-color, black tempered, painted, galvanized, etc.
- Specification: EN818-2
- Quality: G80, Chinese material and European material optional







Nominal Size mm	Material Diameter Tolerance	Weld Diameter mm	Pitch Pn	Pitch P max.	Pitch P min.	Internal width away from weld W1 min.	External width over the weld W2 max.	Working load limit WLL (t)	Manufacturing proof force MPF(kN)	Breaking force BF(kN) min.	Bend deflection f (mm) min.	Weight kg/m
6	±24	6.6	18	18.5	17.5	7.8	22.2	1.12	28.3	45.2	4.8	0.8
7	±28	7.7	21	21.6	20.4	9.1	25.9	1.5	38.5	61.6	5.6	1.1
8	±32	8.8	24	24.7	23.3	10.4	29.6	2	50.3	80.4	6.4	1.4
10	±40	11	30	30.9	29.1	13	37	3.15	78.5	126	8	2.2
13	±52	14.3	39	40.2	37.8	16.9	48.1	5.3	133	212	10	3.8
16	±64	17.6	48	49.4	46.6	20.8	59.2	8	201	322	13	5.7
18	±90	19.8	54	55.6	52.4	23.4	66.6	10	254	497	14	7.3
20	±1.0	22	60	61.8	58.2	26	74	12.5	314	503	16	9
22	±1.1	24.2	66	68	64	28.6	81.4	15	380	608	18	10.9
26	±1.3	28.6	78	80.3	75.7	33.8	96.2	21.2	531	849	21	15.2
32	±1.6	35.2	96	98.9	93.1	41.6	118	31.5	804	1290	26	23

CHAIN INSPECTION AND MAINTENANCE

- Inspect chain before each use. Between regular inspections visually check on a daily basis the following:
- Clean chain before inspection using a non-caustic/non-acid solvent
- Lubrication of the chain may be necessary if it binds up or is noisy
- Chain feeds smoothly into and from the hoist and does not emit cracking noise when hoisting a load.
- Visually examine link by link for any nicks, gouges, weld splatter, corrosion or distorted links, pay close attention to chain's contact points, which may show excessive wear.
- Test hoist with load and observe operation of chain over load sheaves It must remember to add lubricating oil to the lifting chain in time when in use. Lubricating oil must enter the clearance between the roller and inner sleeve to improve working conditions to reduce wear.

G80 CHAIN SLING



Working Load List under Different Angle

Chain Diameter mm	Workinng Load Limited (kg)					
	1 leg	2 legs		3-4 legs		Chocked Endless Sling
	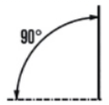	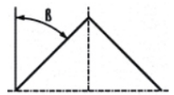		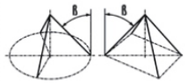		
		0°<ß≤45°	45°<ß≤60°	0°<ß≤45°	45°<ß≤60°	
6	1120	1600	1120	2360	1700	1800
7	1500	2120	1500	3150	2240	2500
8	2000	2800	2000	4250	3000	3150
10	3150	4250	3150	6700	4750	5000
13	5300	7500	5300	11200	8000	8500
16	8000	11200	8000	17000	11800	12500
18	10000	14000	10000	21200	15000	16000
20	12500	17000	12500	26500	19000	20000
22	15000	21200	15000	31500	22400	23600
26	21200	30000	21200	45000	31500	33500
32	31500	35000	31500	67000	47500	50000

Working Load Reduction under Different Temperature

Temperature Range	Working Load Reduce
-40°C-200°C	None
200°C-300°C	10%
300°C-400°C	25%
above 400°C	Do not use!!